

enquiry sheet for balustrade glazing with point fixtures according to DIN 18008 category B



for balustrade glazing with point fixtures according to DIN 18008 category B with installation according to abP 40-003-22-05*.

Please fill in all fields and mark with a cross where applicable!

contact	
company	telephone
contact	e-mail
customer no.	project/commission
(only one balustrade per sheet)	
installation location:	installation
<input type="checkbox"/> indoor <input type="checkbox"/> outdoor	<input type="checkbox"/> according to test certificate (abP) <input type="checkbox"/> not relevant
planned glass type and glass dimensions	
<div style="display: flex; align-items: center;"> <div style="border: 1px solid #ccc; padding: 5px; width: 100%;"> <input type="checkbox"/> 7072VA units: _____ <input type="checkbox"/> LSG* with HSG or HSG-H 21,52 mm (abP) </div> </div>	<div style="display: flex; align-items: center;"> <div style="border: 1px solid #ccc; padding: 5px; width: 100%;"> <input type="checkbox"/> 7068VA units: _____ <input type="checkbox"/> LSG* with HSG or HSG-H 21,52 mm (abP) <input type="checkbox"/> LSG* with HSG or HSG-H 25,52 mm (abP) </div> </div>
<div style="display: flex; align-items: center;"> <div style="border: 1px solid #ccc; padding: 5px; width: 100%;"> <input type="checkbox"/> 7012VA-20 units: _____ <input type="checkbox"/> LSG* with HSG or HSG-H 21,52 mm (abP) <input type="checkbox"/> LSG* with HSG or HSG-H 25,52 mm (abP) </div> </div>	<div style="display: flex; align-items: center;"> <div style="border: 1px solid #ccc; padding: 5px; width: 100%;"> <input type="checkbox"/> 7069VA units: _____ <input type="checkbox"/> LSG* with HSG or HSG-H 21,52 mm (abP) <input type="checkbox"/> LSG* with HSG or HSG-H 25,52 mm (abP) </div> </div>
LSG* = with 1,52mm SentryGlas®-film	
floor plans (für die Punkthalter bzw. die Lochabstände, siehe Prüfzeugnis 40-003-22-05)	
(please mark) <input checked="" type="checkbox"/> = handrail connected <input type="checkbox"/> = handrail not connected	
<input type="checkbox"/> attached sketch:	

* If a test certificate expires, a new test certificate number will be assigned.

enquiry sheet for balustrade glazing with point fixtures according to DIN 18008 category B



for balustrade glazing with point fixtures according to DIN 18008 category B with installation according to abP 40-003-22-05*.

Please fill in all fields and mark with a cross where applicable!

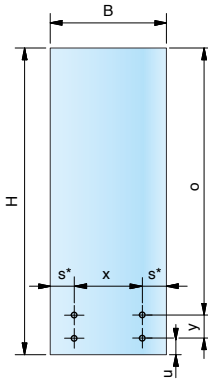
planned glass dimensions

rectangular format

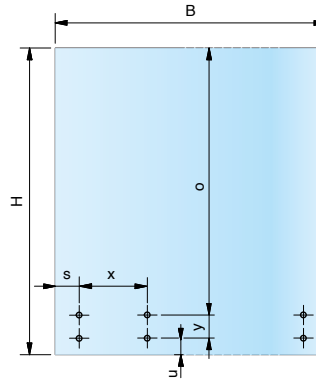
H min 650 mm
H max 1670 mm
B min 500 mm
B max 2000 mm

H= * mm

A project-related static must be provided.



units



units

glass width [mm]		side distance [mm]		side distance [mm]		Point fixture distance horizontal [mm]		lower projection [mm]		Point fixture distance vertical [mm]		upper projection [mm]	
B		$s \leq 0,5 \cdot x$		$s^* \leq 0,5 \cdot x$		x		u		y		o	
min.	max.	min.	max.	min.	max.	min.	max.	min.	max.	min.	max.	min.	max.
500	2000	75	175	75	100	200	350	70	250	80	250	500	1170

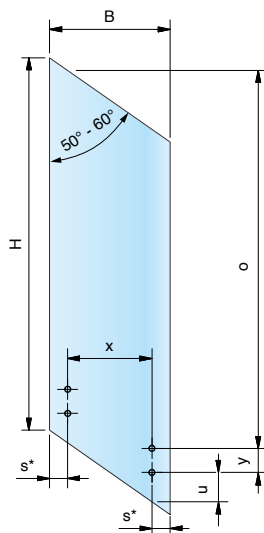
parallelogram format

H min 681,9 mm
H max 1865 mm
B min 500 mm
B max 2000 mm

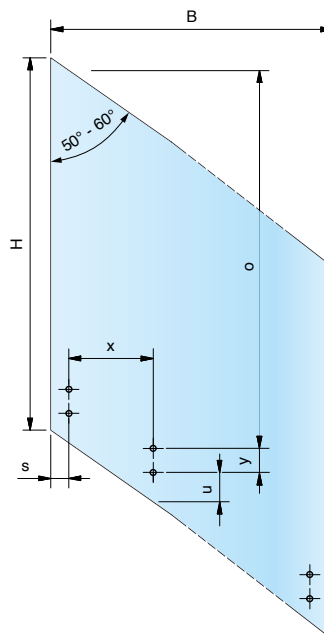
H= * mm

$\alpha =$ °

A project-related static must be provided.



units



units

glass width [mm]		side distance [mm]		side distance [mm]		Point fixture distance horizontal [mm]		lower projection [mm]		Point fixture distance vertical [mm]		upper projection [mm]	
B		$s \leq 0,5 \cdot x$		$s^* \leq 0,5 \cdot x$		x		u		y		o	
min.	max.	min.	max.	min.	max.	min.	max.	min.	max.	min.	max.	min.	max.
500	2000	75	175	75	100	200	350	81,9	250	100	250	500	1365

* Sollte ein Prüfzeugnis ablaufen, wird eine neue Prüfzeugnisnummer vergeben.

enquiry sheet for balustrade glazing with point fixtures according to DIN 18008 category B



2/3

Zubehör



rounded slotted tube Ø 42,4 x 1,5mm

 10242642A2 - length 2500 mm

units

 10242542A2 - length 5000 mm

units

rounded slotted tube Ø 48,3 x 1,5mm

 10242648A2 - length 2500 mm

units

 10242548A2 - length 5000 mm

units

 10242548A4 - length 5000 mm

units



edge protection profiles

 5022VA4-2500 - length 2500 mm (for glass 17,52/21,52 mm)

units

 5022VA4-5M - length 5000 mm (for glass 17,52/21,52 mm)

units

 5029VA4-2500 - length 2500 mm (for glass 25,52 mm)

units

 5029VA4-5M - length 5000 mm (for glass 25,52 mm)

units



wall connection for slotted tube

 10233842A2 - for handrail Ø 42,4 mm

units

 10233842A4 - for handrail Ø 42,4 mm

units



wall flange

 10242742A2 - for handrail Ø 42,4 mm

units

 10242748A2 - for handrail Ø 48,3 mm

units

 10242748A4 - for handrail Ø 48,3 mm


units



wooden handrail Ø 42,4 mm,, slotted 24 mm

 10242942BU - length 2500 mm

Stück


 10242942EI - length 2500 mm

units

wooden handrail Ø 55 mm, slotted 30 mm for edge protection

 10242855BU - length 2500 mm

units

 10242855EI - length 2500 mm

units




corner welded, for edge protection profiles

 5022VA4-90H (for glass 17,52/21,52 mm)

units

 5029VA4-90H (for glass 25,52 mm)

units



elastomer profile for handrail

 10214642KU (for glass 12 - 16,76 mm)

units

 10214742KU (for glass 17,52 mm)

units

 10214842KU (for glass 21,52 mm)

units

 10245448KU (for glass 25,52 mm)

units